

BIS Help Guides

How to write your MYP interim reports (February/March)

Use this guide to learn how to inform your MYP subject reports.

Written By: BIS Edtech Team

Bavarian International School e.V. - Gradebook - Spring 2015

Settingh Clear caches Diigolet Tech integration Yahoo Tools Bing Tools Google Tools Photos & Graphics Website Health

Bavarian International School e.V. - Gradebook - Spring 2015 Editing How to complete MYP interim reports - Beginning of year Intr...

Overview Units **Tasks** Attendance Messages Calendar Files Students

Gradebook - Spring 2015 Term: Spring 2015 (current) Add New Task

Tasks Submit Term Grades Show Comments

	Sum	MYP Final Grade	Interim MYP Grade	Meets Deadlines (max 4)	Engaged In Learning (max 4)	Organisation (max 4)	Effort GPA
A:	14	3	3	3	3	4	3.3
<p>N/A 0 1 2 3 4 5 6</p> <p>7 8</p> <p>B:</p> <p>N/A 0 1 2 3 4 5 6</p> <p>7 8</p> <p>C:</p> <p>N/A 0 1 2 3 4 5 6</p> <p>7 8</p> <p>D:</p> <p>N/A 0 1 2 3 4 5 6</p> <p>7 8</p>							
Comments							

Tasks:

- Task 1: Inquiring ar
- Task 2: Developing
- Task 3 - Creating tl
- Unit
- Task 4: Evaluating
- 3D Unit - Task 1 - I

A: Inquiring and B: Developing C: Creating the D:

Best-fit Judgment

Achievement levels for each of the assessment criteria will reflect your best-fit judgment of a student's summative performance **at the end of the term**. Using the progress chart, you can carefully consider several points that the IB recommends paying attention to:

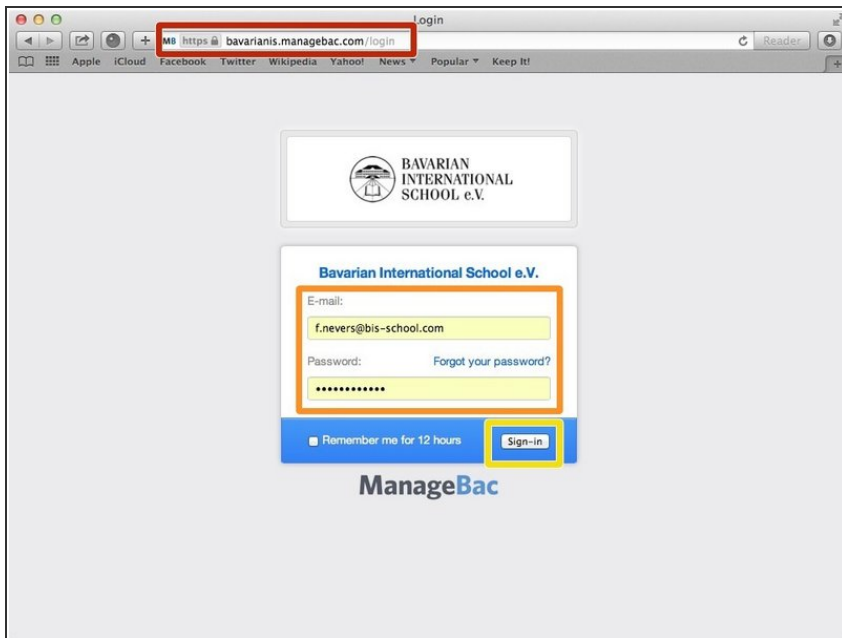
- patterns in the data, such as an increasing level of performance
- anomalous or unexpected achievement levels
- other influencing factors

Last Updated

By [redacted] on Jan 06, 2015 at 07:50 PM

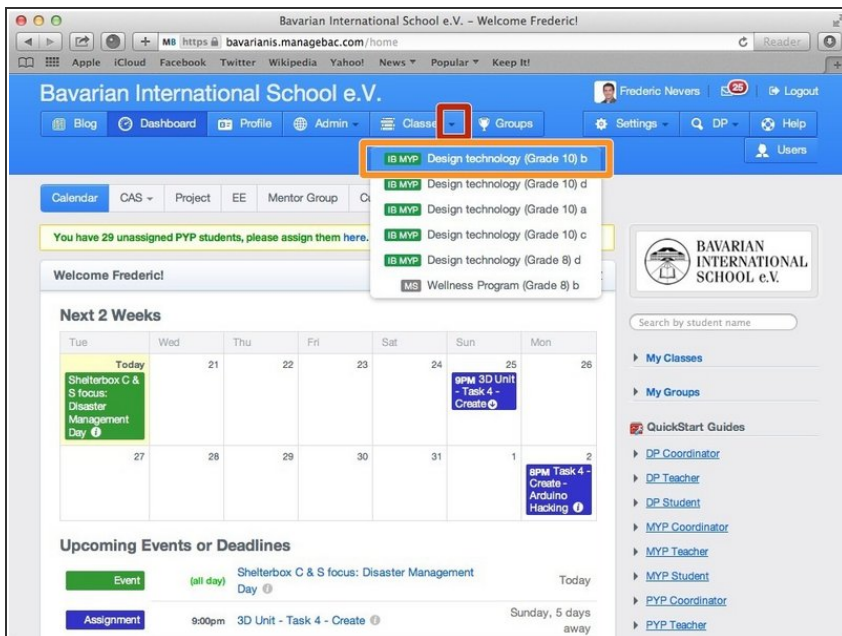
Assigned to:

Step 1 — Visit the BIS Managebac page



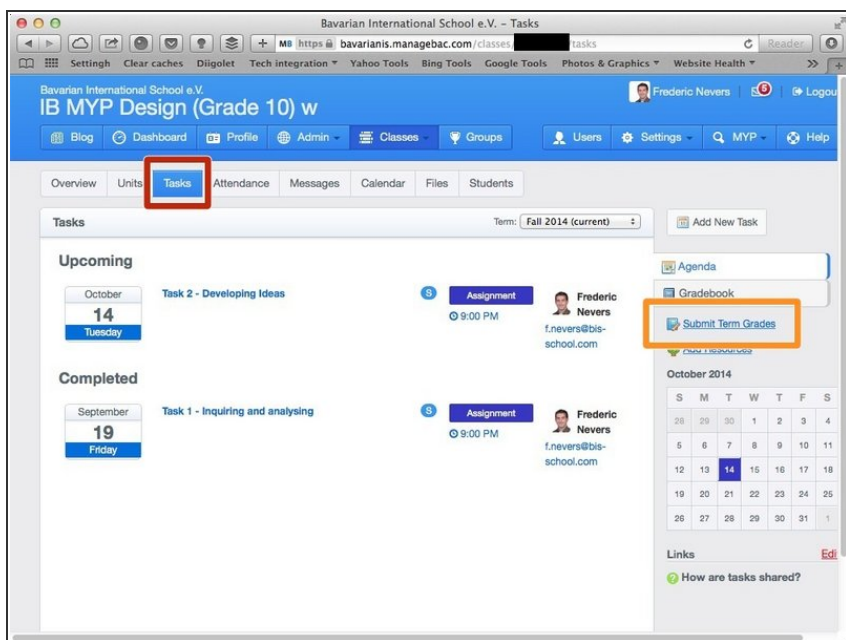
- Visit <https://bavarianis.managebac.com>
- Enter your username and password
- Click on 'Sign in'
- ❗ If you cannot remember your password, please click on 'Forgot your password'.

Step 2 — Visit your class page



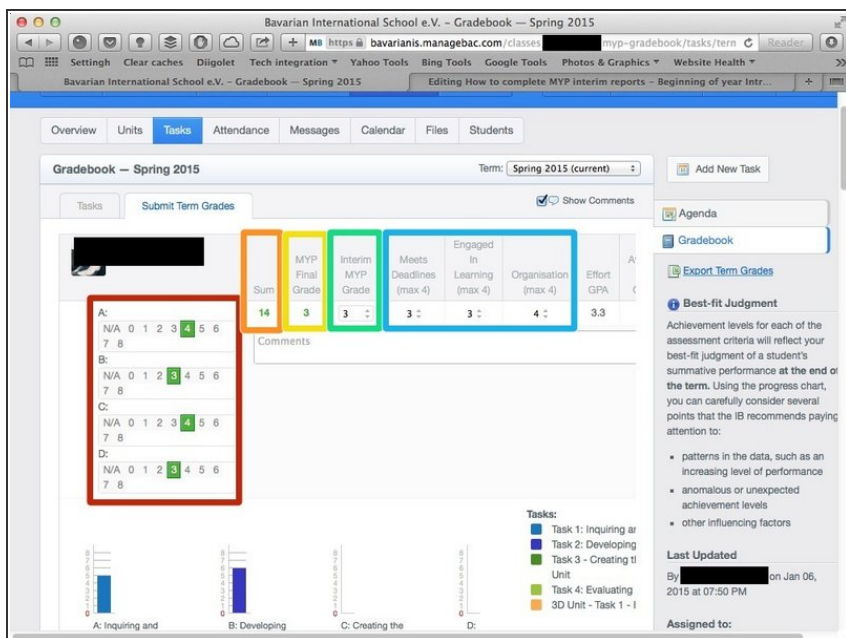
- Click on the arrow pointing down in the 'Classes' tab
- Click on the name of the class you wish to visit the page of

Step 3 — Visit the 'Submit Term Grades' page



- Click on 'Tasks'
- Click on 'Submit Term Grades'

Step 4 — Enter the students' grades



- Select the correct grades for each criterion.
- Sum is calculated automatically for your reference
- This grade is calculated if all criteria have been assessed
- Duplicate the grade from the 'MYP Final Grade' column. You must use the same grade.
- Fill in the effort report grades

⚠ Should you have any issues filling in the report, please contact the MYP coordinator directly.