

BIS Help Guides

How to write DP Settling In reports

Written By: Adrian



BAVARIAN
INTERNATIONAL
SCHOOL e.V.

Bavarian International School e.V.

E-mail:

a.vwjervis@bis-school.com

Password:

[Forgot your password?](#)

.....

☐ Remember me for 12 hours

[Sign-in](#)

ManageBac

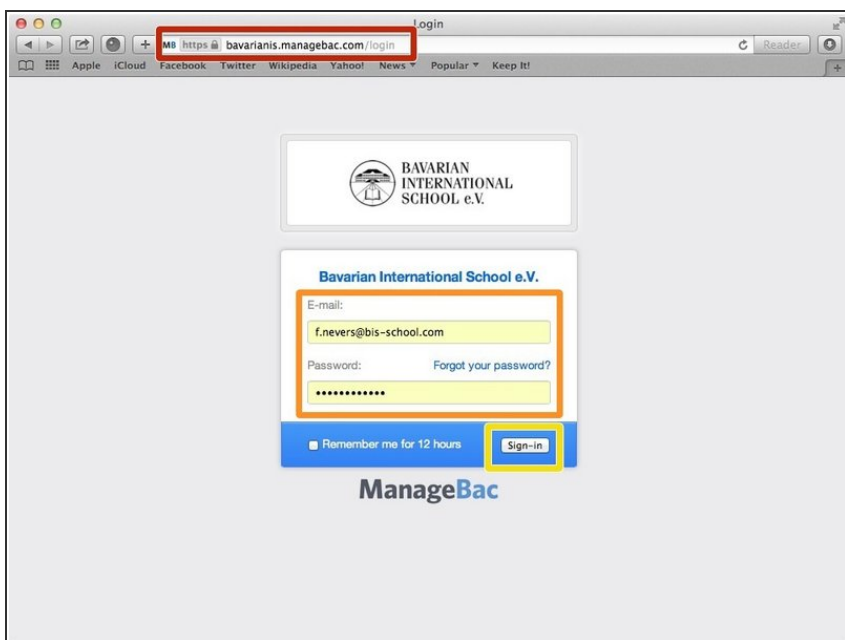
INTRODUCTION

This tutorial is intended to instruct teachers on how to properly input their Effort reports on ManageBac, for

DP classes.

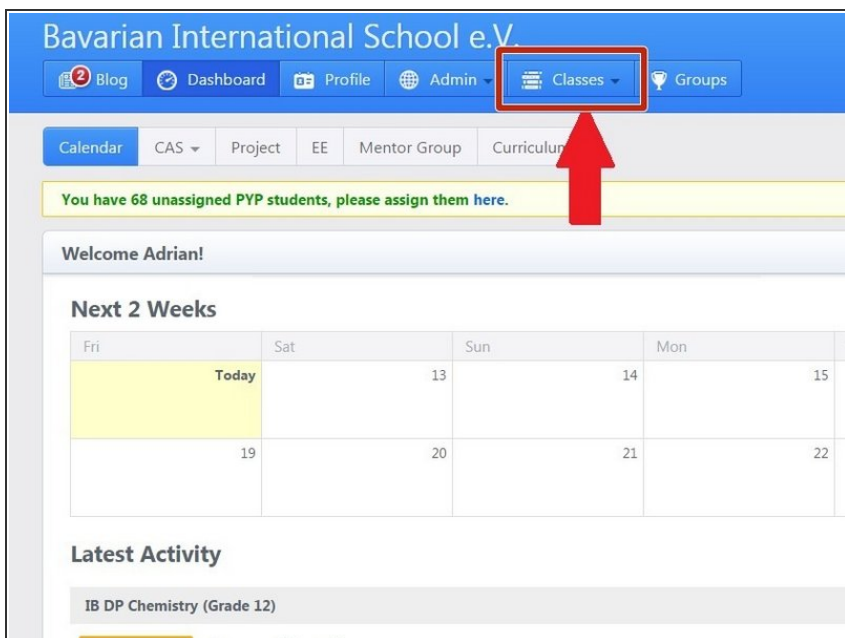
While entering reports in ManageBac, please ensure that you have a reliable internet connection.

Step 1 — Visit the BIS Managebac page



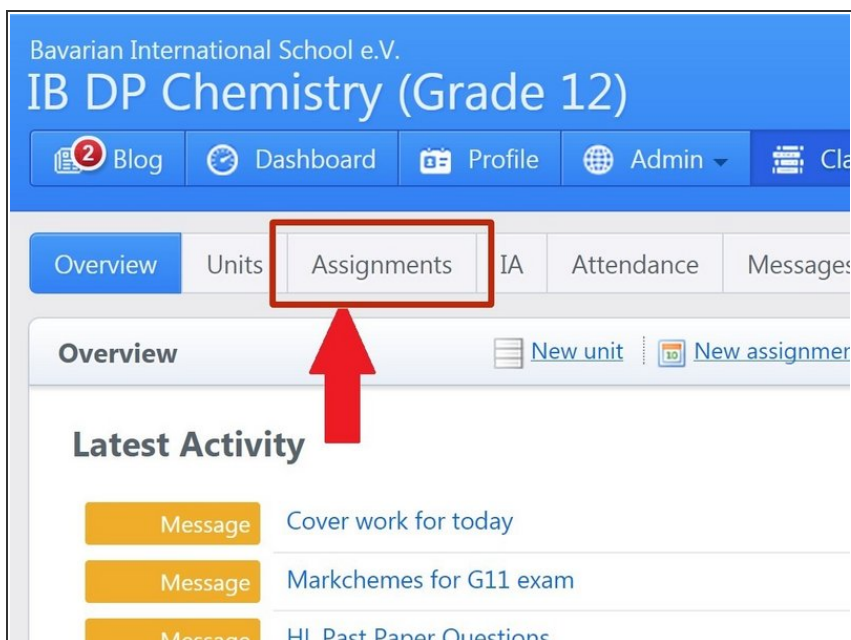
- Visit <https://bavarianis.managebac.com>
- Enter your username and password
- Click on 'Sign in'
- ❗ If you cannot remember your password, please click on 'Forgot your password'.

Step 2 — Navigate to your class



- Hover your mouse over Classes and select your class from the dropdown menu.
- ❗ Note: if you have many classes then you will need to **CLICK** the classes tab and select your class from the list of classes created.

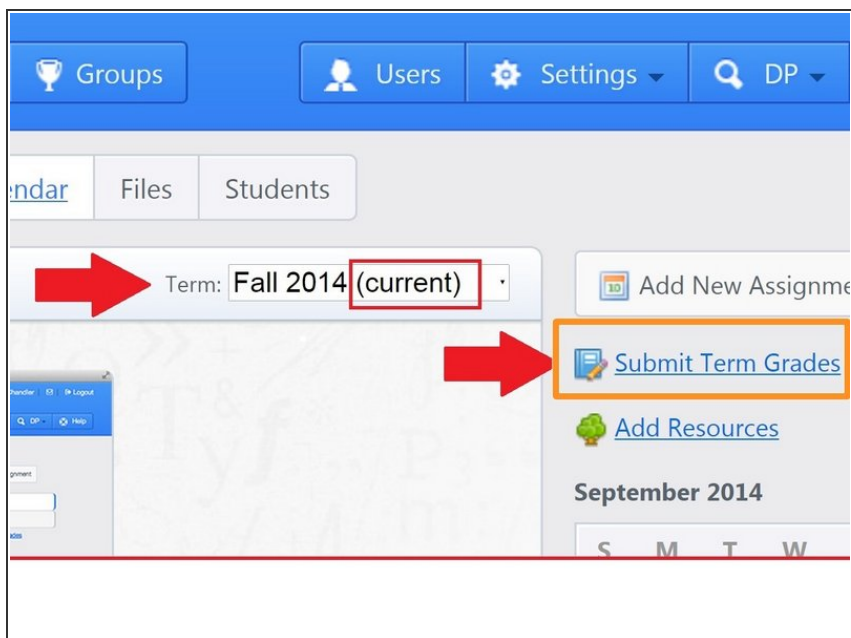
Step 3 — View your assignments



- Click on the Assignments Tab

⚠ Note: this is for DP classes, in MYP classes you have to click on the 'Tasks' tab

Step 4 — Ensure the settings are correct



- Make sure that the term is set for the current term
- Then click Submit Term grades

Step 5 — Fill in the reports

Units	Assignments	IA	Attendance	Messages	Calendar	Files	Stu
<p>ok — Fall 2014</p> <p>t Term Grades</p>							
BERMUDEZ GONZALEZ, I	Average	IB Grade (1-7)	Examination Grade	Meets Deadlines (max 4)	Engaged in Learning (max 4)	Effort GPA	U
							N/A
<p>Comments</p>							

- For each student grade the student on each effort criteria

i Be Aware: As you move from one student's grade to another, saving will occur automatically.

! Make sure saving is happening by checking your internet connectivity from time to time