

BIS Help Guides

How to Calculate an Average Automatically in Google Sheet

Learn how to calculate an average automatically in Google Sheet.

Written By: Mirai

Untitled spreadsheet - Google Sheets

docs.google.com/spreadsheets/d/1tv3OnbEWN0MRwy-LoYTMTFlv3uBVv8-jdkDo6z2jsl4/edit#gid=0

File Edit View Insert Format Data Tools Add-ons Help All changes saved in Drive

Comments Share

$\$$ % .0 .00 123 Arial 10 B I A

f_x =AVERAGE(A1,A2,A3,A4,A5,A6)

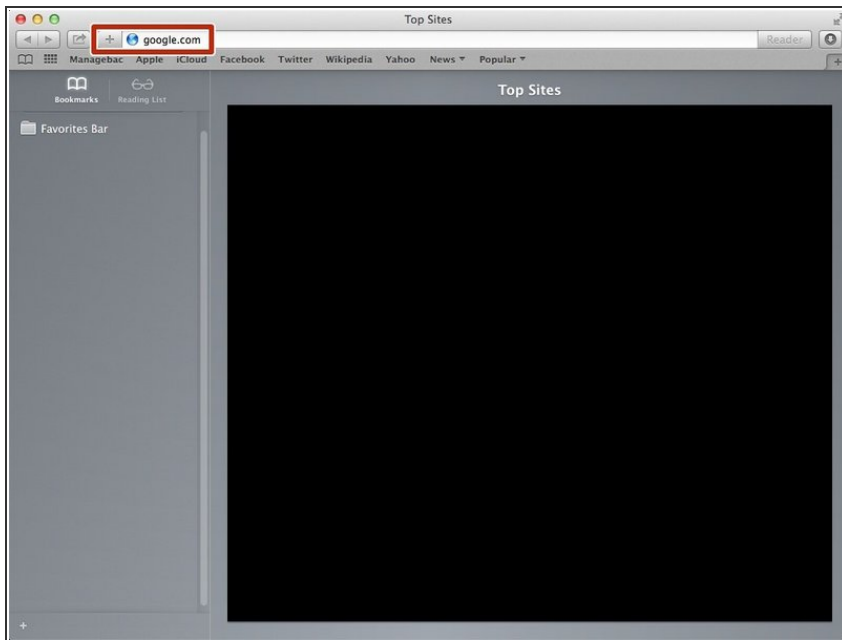
	A	B	C	D	E	F	G	H	I
1	4								
2	9								
3	16								
4	25								
5	36								
6	49								
7									
8									
9	=AVERAGE(A1,A2,A3,A4,A5,A6)								
10									
11									
12									
13									
14									
15									
16									
17									
18									
19									
20									
21									
22									
23									

Sheet1

INTRODUCTION

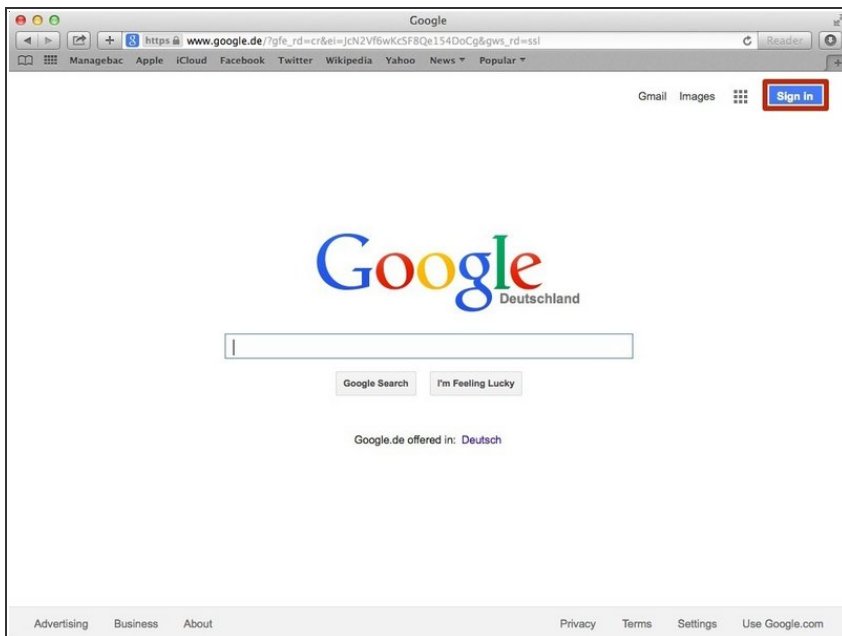
Learn how to calculate an average automatically in Google Sheet.

Step 1 — How to Access google.com



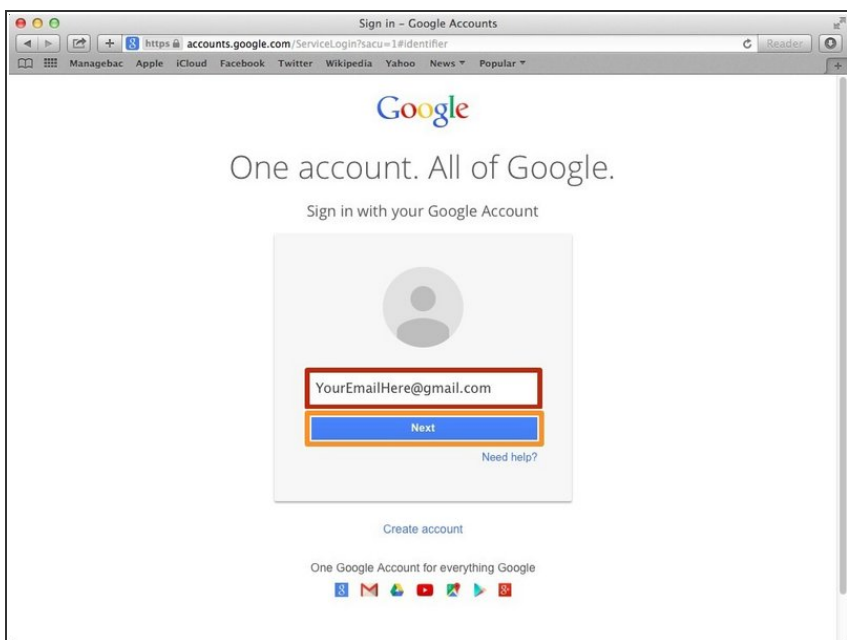
- Typing "google.com" in the address bar to go to the google website

Step 2 — Finding The Sign In Button



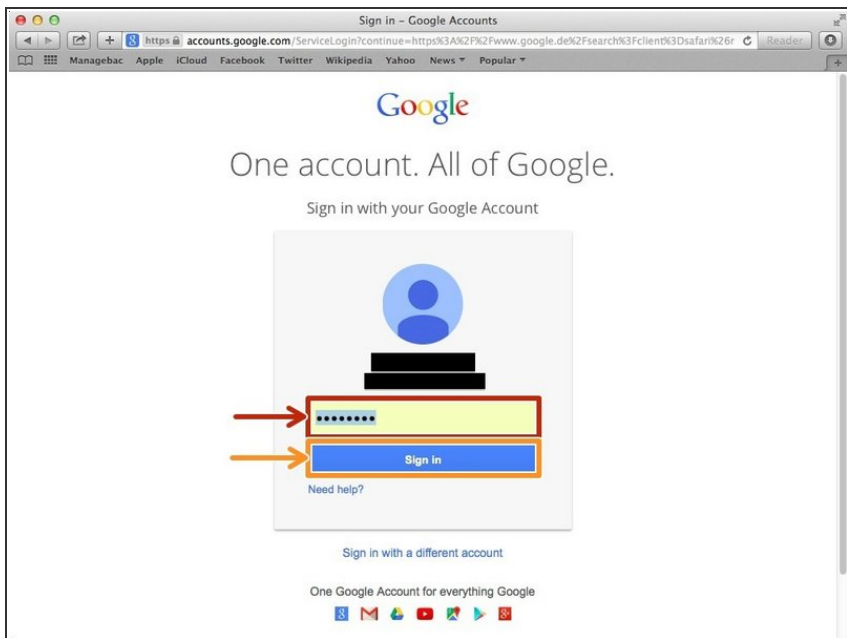
- Click on the "Sign In" button to sign in your google account

Step 3 — Entering Your Email



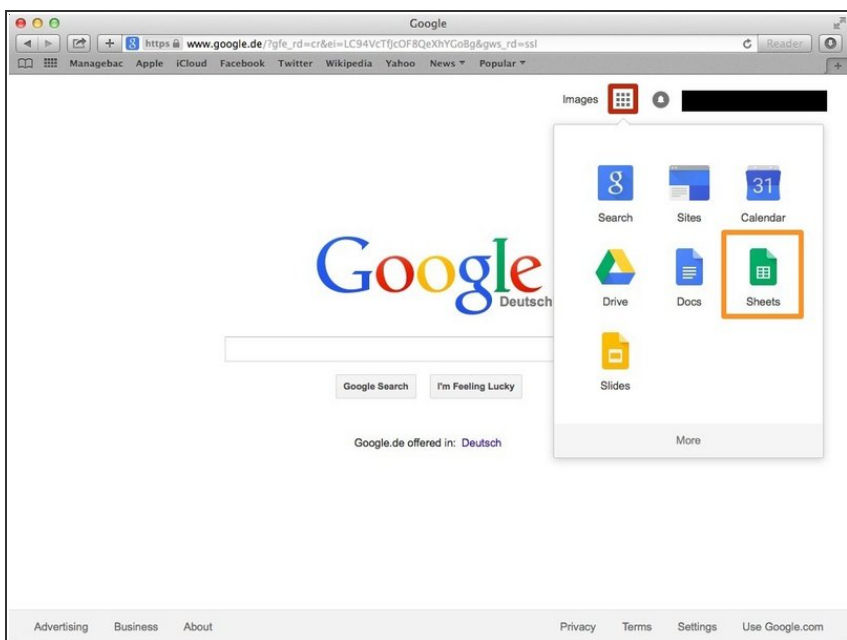
- Type your email address into this box
- Click on the blue "Next" button

Step 4 — Entering In Your Password



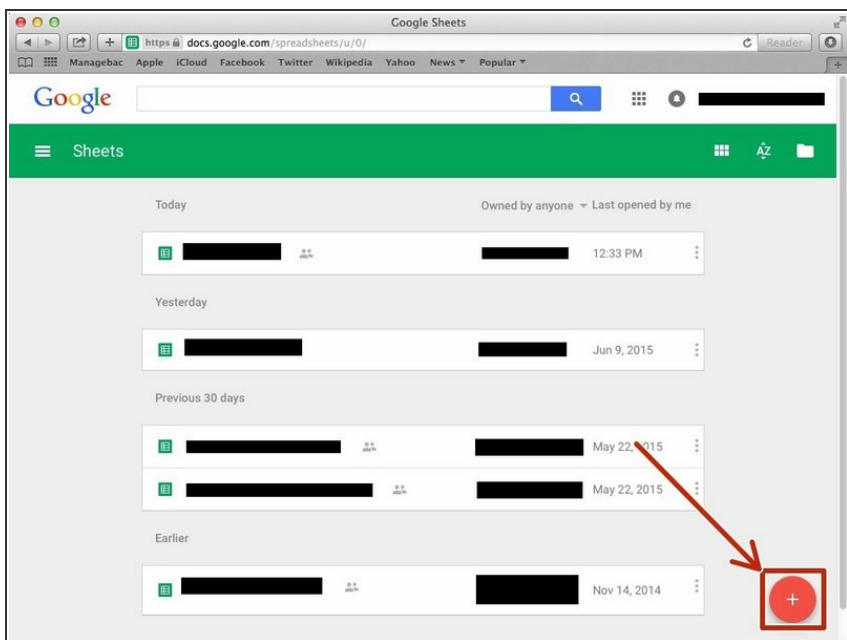
- Type your password into this box
- Click on the blue "Sign In" button

Step 5 — Opening Google Sheet



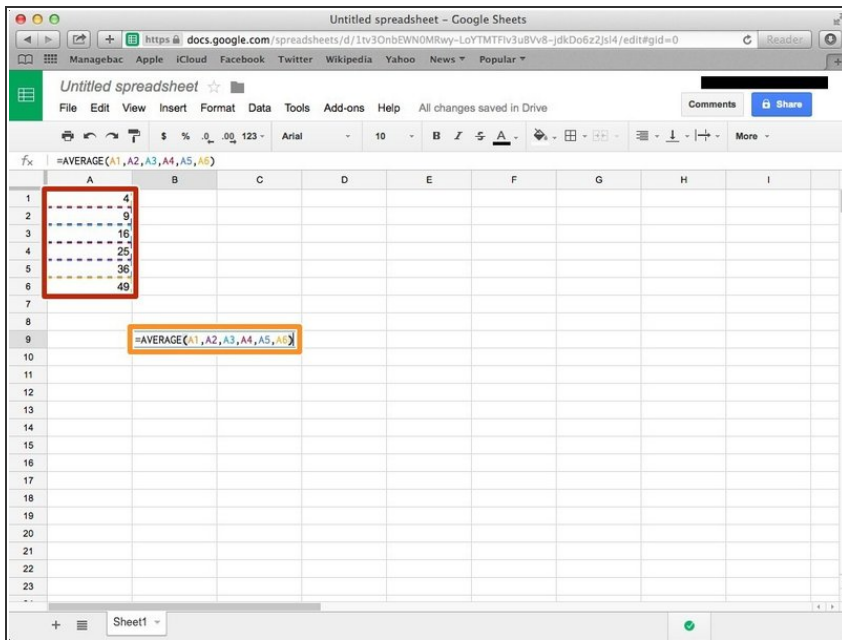
- Click this button to open a menu of options
- Click on the "Sheet" button

Step 6 — Creating a New Spreadsheet



- Click + button to create new spreadsheet

Step 7 — Typing the Formula



- First, you put any numbers you want to calculate.
- Type "**=AVERAGE()**" in the bracket you put the Symbols(Alphabet & Number) you want to calculate. You need to type comma(,) between each Symbols.
- ❗ For example, in my case, "**=AVERAGE(A1,A2,A3,A4,A5,A6)**".
- ★ If you want to know other functions, visit <https://support.google.com/docs/table/25...>