

BIS Help Guides

Adding C&S or CAS Reflections on Managebac

Learn how to add reflections for C&S or CAS

Written By: Aaron

Bavarian International School e.V. – Welcome Aaron!

https://bavarianis.managebac.com/home

Apple iCloud Facebook Twitter Wikipedia Yahoo News Popular

Bavarian International School e.V.

Dashboard Profile **Admin** Classes Groups Help

Welcome Aaron!

SA

- Personal Project
- Community Project

Add event Full calendar

Next 2 Weeks

Mon	Tue	Wed	Thu	Fri	Sat	Sun
Today 1:15PM Straw bale build group: Just the Grade 11s				2:30PM Straw bale build group		
				2:30PM Straw bale build group		

Upcoming Events or Deadlines

Type	Time	Event	Due Date
Meeting	1:15pm	Straw bale build group: Just the Grade 11s	Today
Event	2:30pm	Straw bale build group	Friday, 4 days away
Event	2:30pm	Straw bale build group	Friday, 11 days away
Event	2:30pm	Straw bale build group	Friday, 18 days away
Homework	Due 9am	Work Experience Diary	Monday, 21 days away
Performance	9:00am	G10 Movement Composition Rubrics	Saturday, 54 days away

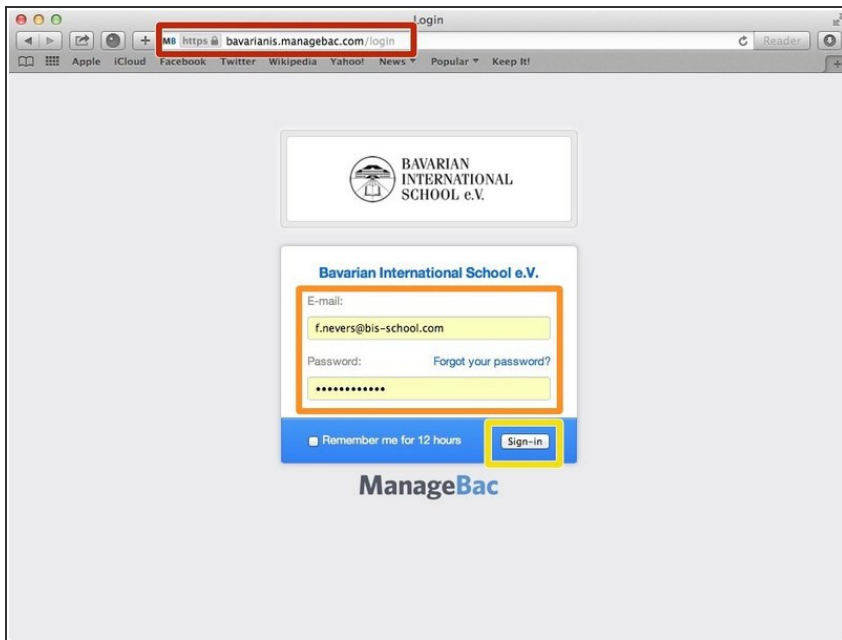
Top SA Activities

- Straw bale roundhouse project
- Student Council Representatives

INTRODUCTION

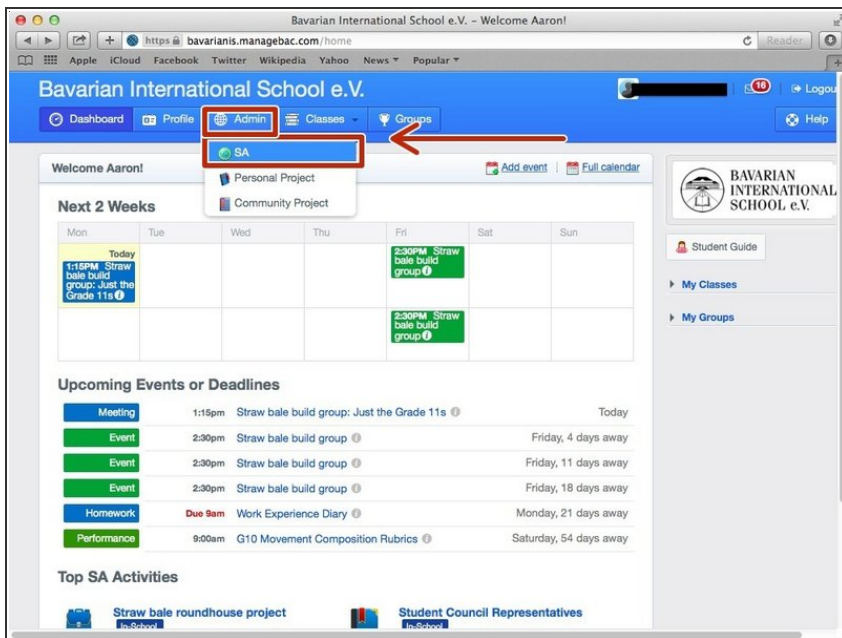
Learn how to add reflections for C&S or CAS

Step 1 — Visit the BIS Managebac page



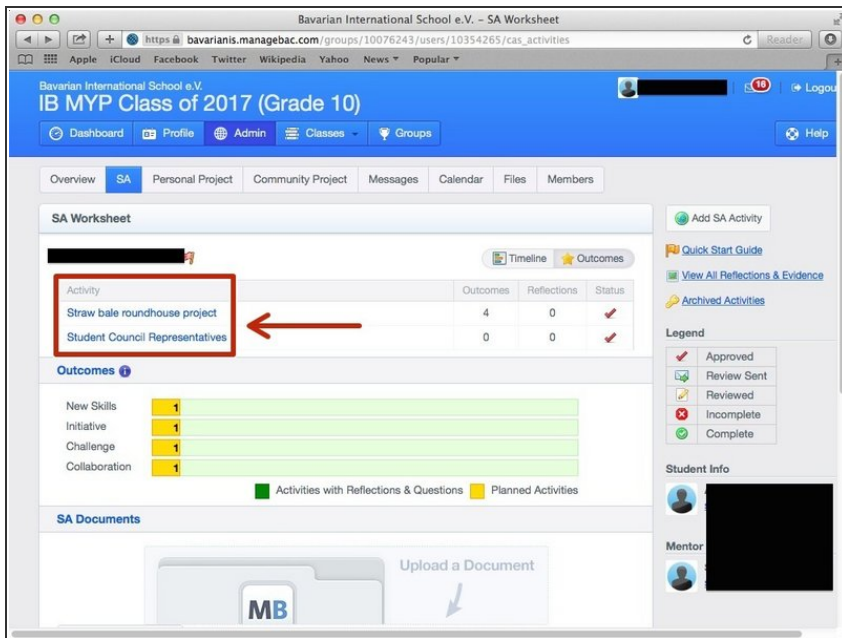
- Visit <https://bavarianis.managebac.com>
- Enter your username and password
- Click on 'Sign in'
- ❗ If you cannot remember your password, please click on 'Forgot your password'.

Step 2 — Finding the CAS page



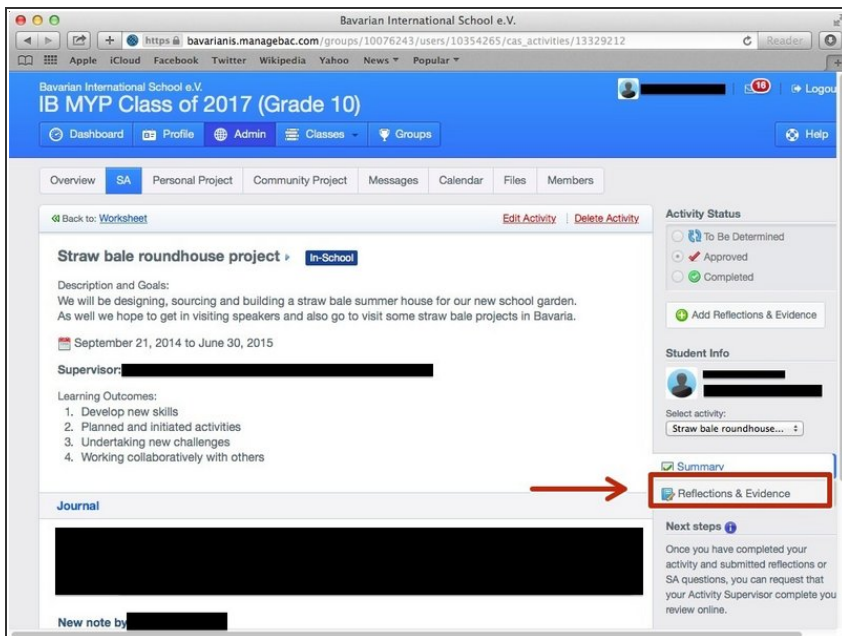
- Move the mouse over the "Admin" tab and click on the subcategory that says "SA"

Step 3 — Selecting The CAS Activity You Want To Add A Reflection To



- Click on the CAS activity you want to add the reflection to

Step 4 — Selecting The Page Where You Write Your Reflection



- Click on the "Reflections and Evidence" Tab

Step 5 — Typing Your Reflection

The screenshot shows the ManageBac interface for the Bavarian International School e.V. The page is titled "Add Reflections & Evidence" and is for the "IB MYP Class of 2017 (Grade 10)". The main content area is for the "Straw bale roundhouse project" and is currently in the "Journal" tab. A red box highlights the "Type Your Reflection Here" text area. An orange box highlights the "Outcomes" section, which includes checkboxes for "Develop new skills", "Planned and initiated activities", "Undertaking new challenges", and "Working collaboratively with others". A yellow box highlights the "Add Reflections & Evidence" button. The right sidebar shows "Activity Status" (To Be Determined, Approved, Completed), "Student Info", and "Next steps".

- Type Your Reflection Here
- Select The Learning Outcomes That Apply For Your CAS Activity
- Click "Add Reflections & Evidence" To Submit Your Reflection