

BIS Help Guides

Viewing units of work on Managebac

Learn how to view units of your work.

Written By: Mirai

Bavarian International School e.V. – Welcome Mirai!

bavarianis.managebac.com/home

Vid-DL – 保存支援ツール Managebac Apple iCloud Facebook Twitter Wikipedia Yahoo News Popular

Bavarian International School e.V.

Dashboard Profile Admin Classes Groups Help

Welcome [User]

Add event Full calendar


Next 2 Weeks


Mon	Tue	Wed	Thu	Fri	Sat	Sun
Today 1:15PM Straw bale build group: Just the Grade 11s				2:30PM Straw bale build group		
				2:30PM Straw bale build group		


Upcoming Events or Deadlines

Meeting	1:15pm	Straw bale build group: Just the Grade 11s	Today
Event	2:30pm	Straw bale build group	Friday, 4 days away
Event	2:30pm	Straw bale build group	Friday, 11 days away
Event	2:30pm	Straw bale build group	Friday, 18 days away
Homework	Due 9am	Work Experience Journal	Monday, 21 days away

Top SA Activities


Straw bale roundhouse project
In-School
 We will be designing, sourcing and


Grade 10 Action & Service
Out-of-School
 The community and service focus will be 'working with disability'.


BAVARIAN INTERNATIONAL SCHOOL e.V.

Student Guide

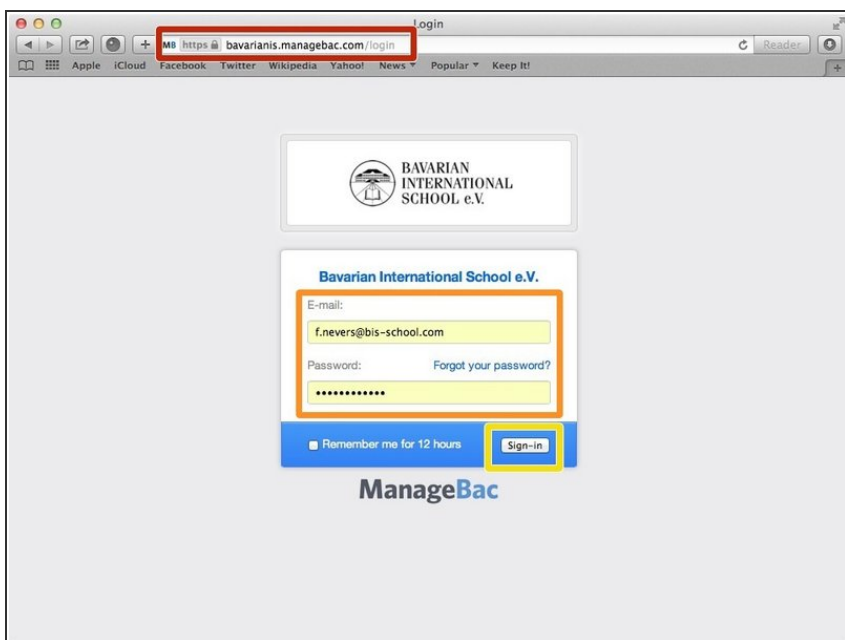
My Classes

My Groups

INTRODUCTION

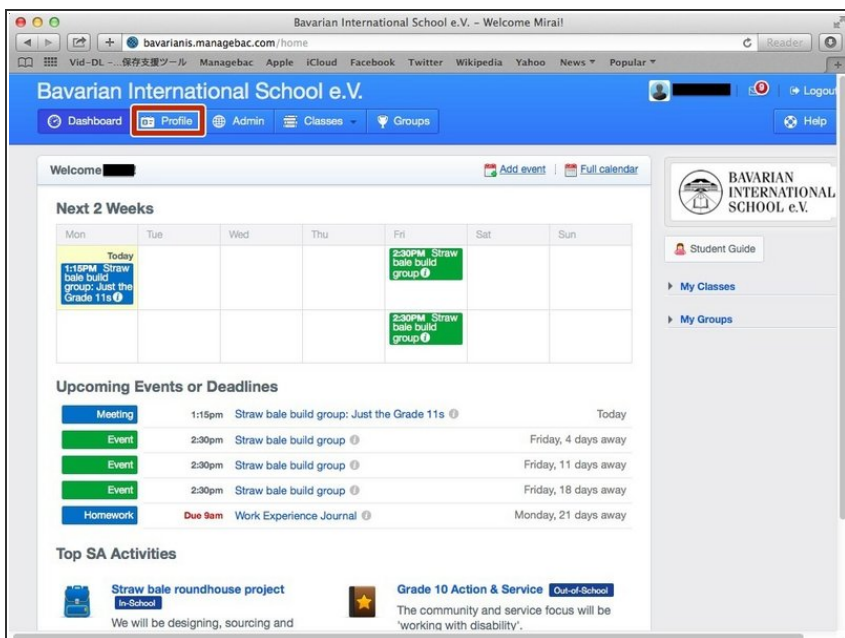
Learn how to view units of your work.

Step 1 — Visit the BIS Managebac page



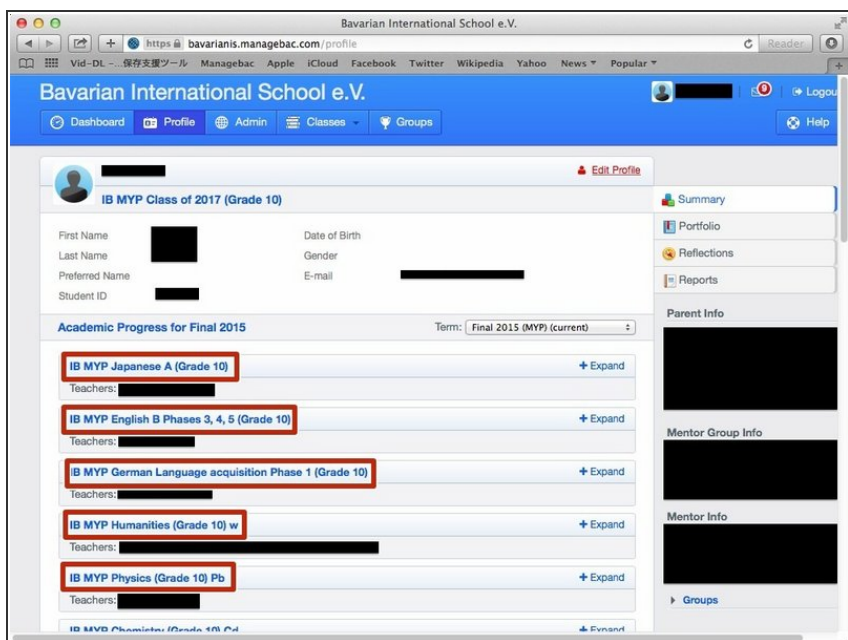
- Visit <https://bavarianis.managebac.com>
- Enter your username and password
- Click on 'Sign in'
- ❗ If you cannot remember your password, please click on 'Forgot your password'.

Step 2 — Visiting "Profile" page



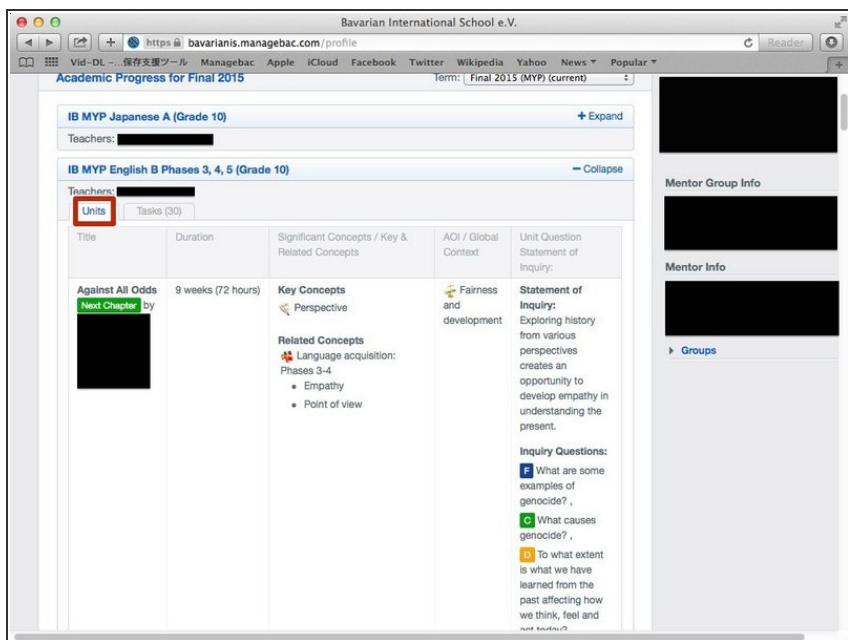
- Click "Profile" tag.

Step 3 — Choose subject



- Click the name of your subject.

Step 4 — Check the units of a task



- Click "Units" tab. It will show its unit below.